

# Untitled

Current run (last updated Jan 24, 2022 12:29pm)

44

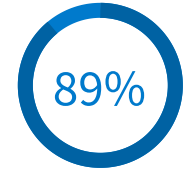
Activities

20

Participants

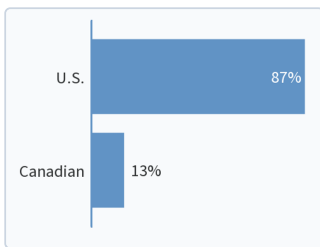
18

Average responses



Average engagement

## Are you a U.S. or Canadian Seed Grower



Response options

U.S.

Canadian

Correct Count Percentage



13

87%



2

13%

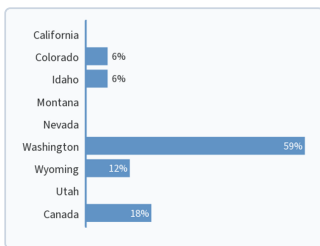


Engagement

15

Responses

## Where are you from?



Response options

California

Colorado

Idaho

Montana

Nevada

Washington

Wyoming

Utah

Canada

Correct Count Percentage



0

0%



1

6%



1

6%



0

0%



0

0%



10

59%



2

12%



0

0%



3

18%

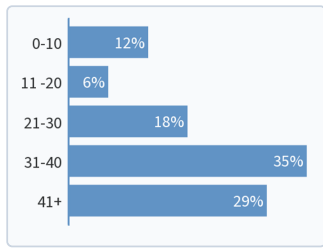


Engagement

17

Responses

### How many years has your operation raised alfalfa seed?



Response options	Correct	Count	Percentage
0-10	✓	2	12%
11 -20	✓	1	6%
21-30	✓	3	18%
31-40	✓	6	35%
41+	✓	5	29%




Engagement

17

Responses

### Is alfalfa seed your main crop?



Response options	Correct	Count	Percentage
Yes	✓	9	50%
No	✓	9	50%

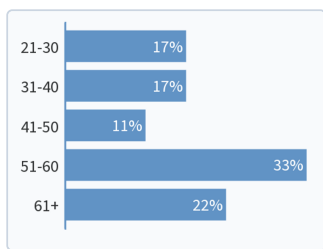


Engagement

18

Responses

### What is your age?



Response options	Correct	Count	Percentage
21-30	✓	3	17%
31-40	✓	3	17%
41-50	✓	2	11%
51-60	✓	6	33%
61+	✓	4	22%

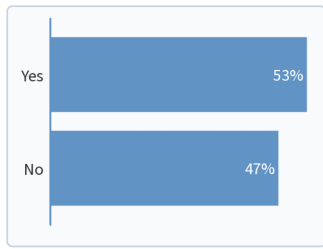


Engagement

18

Responses

### Do you have a son/daughter/family member planning to succeed you?



Response options	Correct	Count	Percentage
Yes	✓	9	53%
No	✓	8	47%

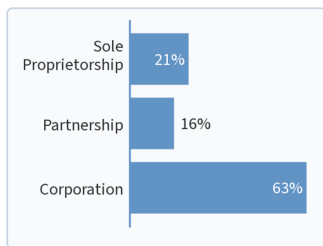


Engagement

17

Responses

### What form of farming operation do you have?



Response options	Correct	Count	Percentage
Sole Proprietorship	✓	4	21%
Partnership	✓	3	16%
Corporation	✓	12	63%

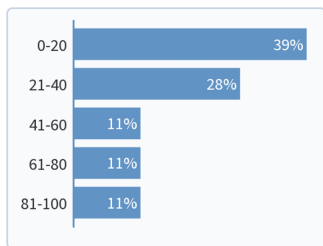


Engagement

19

Responses

### What percent of your farm will be planted to alfalfa seed in 2022?



Response options	Correct	Count	Percentage
0-20	✓	7	39%
21-40	✓	5	28%
41-60	✓	2	11%
61-80	✓	2	11%
81-100	✓	2	11%

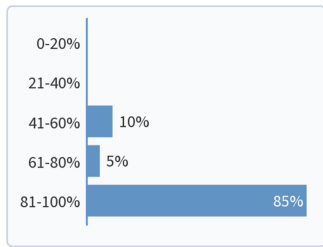


Engagement

18

Responses

### What percentage of your crop is proprietary seed?



Response options	Correct	Count	Percentage
0-20%	✓	0	0%
21-40%	✓	0	0%
41-60%	✓	2	10%
61-80%	✓	1	5%
81-100%	✓	17	85%

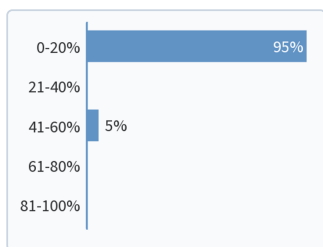


Engagement

20

Responses

### What percentage of your crop is common seed?



Response options	Correct	Count	Percentage
0-20%	✓	19	95%
21-40%	✓	0	0%
41-60%	✓	1	5%
61-80%	✓	0	0%
81-100%	✓	0	0%

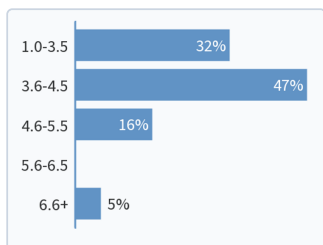


Engagement

20

Responses

### How many gallons of bees/ac?



Response options	Correct	Count	Percentage
1.0-3.5	✓	6	32%
3.6-4.5	✓	9	47%
4.6-5.5	✓	3	16%
5.6-6.5	✓	0	0%
6.6+	✓	1	5%

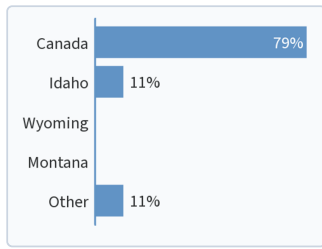


Engagement

19

Responses

### Where do you buy your bees?



Response options	Correct	Count	Percentage
Canada	✓	15	79%
Idaho	✓	2	11%
Wyoming	✓	0	0%
Montana	✓	0	0%
Other	✓	2	11%

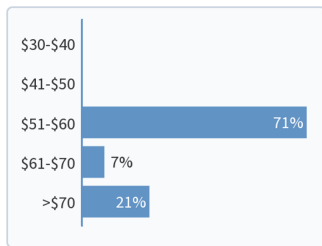


Engagement

19

Responses

### What did you pay for bees in 2021 (\$/gal)?



Response options	Correct	Count	Percentage
\$30-\$40	✓	0	0%
\$41-\$50	✓	0	0%
\$51-\$60	✓	10	71%
\$61-\$70	✓	1	7%
>\$70	✓	3	21%

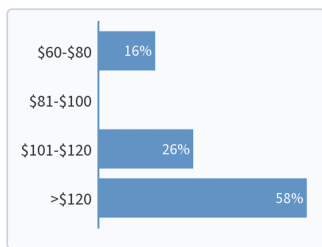


Engagement

14

Responses

### What do you expect to pay for bees in 2022 (\$/gal)?



Response options	Correct	Count	Percentage
\$60-\$80	✓	3	16%
\$81-\$100	✓	0	0%
\$101-\$120	✓	5	26%
>\$120	✓	11	58%

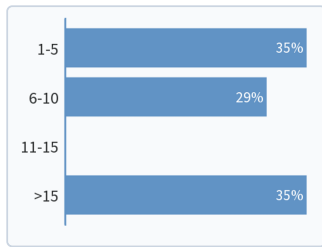


Engagement

19

Responses

### How many full time/year around employees do you have?



Response options	Correct	Count	Percentage
1-5	✓	6	35%
6-10	✓	5	29%
11-15	✓	0	0%
>15	✓	6	35%

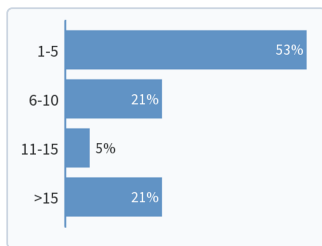


Engagement

17

Responses

### How many part time/seasonal employees do you have?



Response options	Correct	Count	Percentage
1-5	✓	10	53%
6-10	✓	4	21%
11-15	✓	1	5%
>15	✓	4	21%

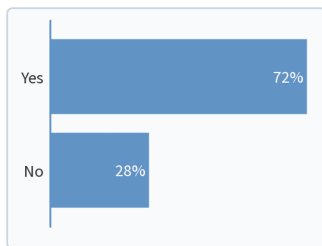


Engagement

19

Responses

### Do you have salaried employees?



Response options	Correct	Count	Percentage
Yes	✓	13	72%
No	✓	5	28%

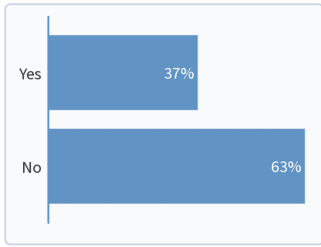


Engagement

18

Responses

### Do you offer health insurance to your employees?



Response options	Correct	Count	Percentage
Yes	✓	7	37%
No	✓	12	63%

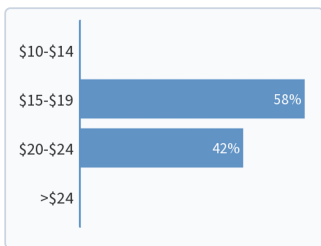


Engagement

19

Responses

### What would you estimate is the average hourly wage you pay (\$/hr)?



Response options	Correct	Count	Percentage
\$10-\$14	✓	0	0%
\$15-\$19	✓	11	58%
\$20-\$24	✓	8	42%
>\$24	✓	0	0%

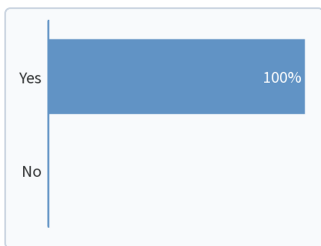


Engagement

19

Responses

### Do you sweep before spraying fields?



Response options	Correct	Count	Percentage
Yes	✓	18	100%
No	✓	0	0%

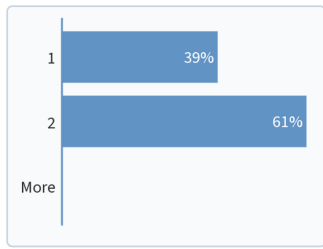


Engagement

18

Responses

### How many pre bloom (cleanup) sprays?



Response options

Correct Count Percentage

1	✓	7	39%
2	✓	11	61%
More	✓	0	0%

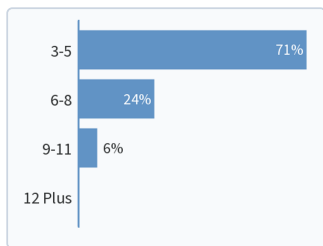


Engagement

18

Responses

### Avg. number of insecticide sprays in 2021?



Response options

Correct Count Percentage

3-5	✓	12	71%
6-8	✓	4	24%
9-11	✓	1	6%
12 Plus	✓	0	0%

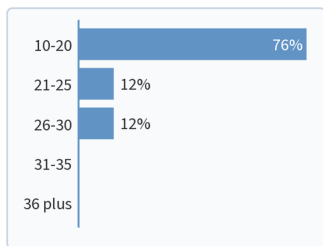


Engagement

17

Responses

### Gallons of water per acre when applying insecticides?



Response options

Correct Count Percentage

10-20	✓	13	76%
21-25	✓	2	12%
26-30	✓	2	12%
31-35	✓	0	0%
36 plus	✓	0	0%



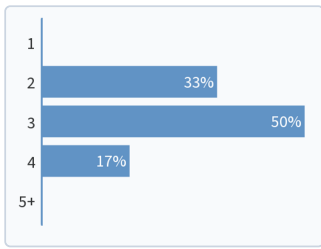
Engagement

17

Responses



### Average lifespan of a field?



Response options

- 1
- 2
- 3
- 4
- 5+

Correct	Count	Percentage
✓	0	0%
✓	6	33%
✓	9	50%
✓	3	17%
✓	0	0%

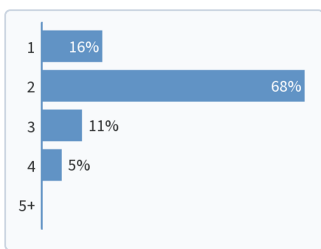


Engagement

18

Responses

### What year is the most productive?



Response options

- 1
- 2
- 3
- 4
- 5+

Correct	Count	Percentage
✓	3	16%
✓	13	68%
✓	2	11%
✓	1	5%
✓	0	0%

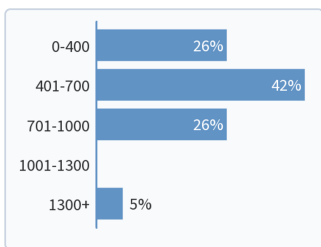


Engagement

19

Responses

### 2021 Yields/ac (clean seed)



Response options

- 0-400
- 401-700
- 701-1000
- 1001-1300
- 1300+

Correct	Count	Percentage
✓	5	26%
✓	8	42%
✓	5	26%
✓	0	0%
✓	1	5%

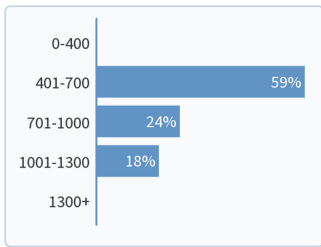


Engagement

19

Responses

### What yield will you need to achieve to break even (lbs/ac) in 2022?



Response options	Correct	Count	Percentage
0-400	✓	0	0%
401-700	✓	10	59%
701-1000	✓	4	24%
1001-1300	✓	3	18%
1300+	✓	0	0%

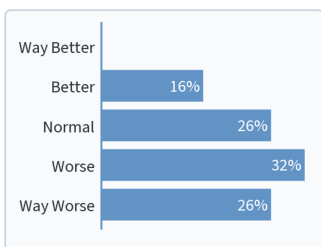


Engagement

17

Responses

### Yield/ac (2021 vs historic)



Response options	Correct	Count	Percentage
Way Better	✓	0	0%
Better	✓	3	16%
Normal	✓	5	26%
Worse	✓	6	32%
Way Worse	✓	5	26%

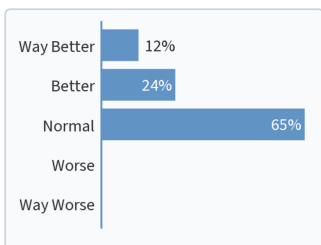


Engagement

19

Responses

### Lygus Pressure (2021 vs historic)



Response options	Correct	Count	Percentage
Way Better	✓	2	12%
Better	✓	4	24%
Normal	✓	11	65%
Worse	✓	0	0%
Way Worse	✓	0	0%

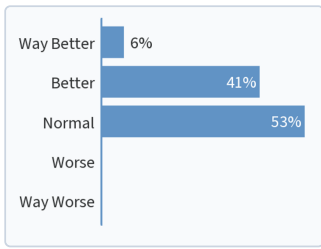


Engagement

17

Responses

### Aphid Pressure (2021 vs historic)



Response options

Way Better

Better

Normal

Worse

Way Worse

Correct Count Percentage

✓

1

6%

✓

7

41%

✓

9

53%

✓

0

0%

✓

0

0%

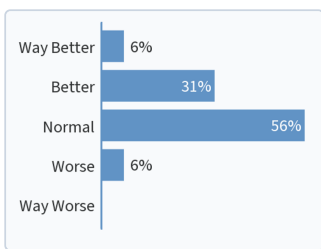


Engagement

17

Responses

### Mite Pressure (2021 vs historic)



Response options

Way Better

Better

Normal

Worse

Way Worse

Correct Count Percentage

✓

1

6%

✓

5

31%

✓

9

56%

✓

1

6%

✓

0

0%

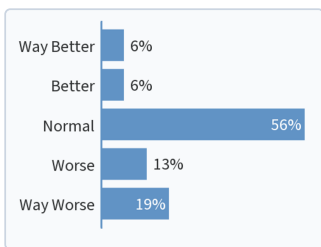


Engagement

16

Responses

### Weed Pressure (2021 vs historic)



Response options

Way Better

Better

Normal

Worse

Way Worse

Correct Count Percentage

✓

1

6%

✓

1

6%

✓

9

56%

✓

2

13%

✓

3

19%

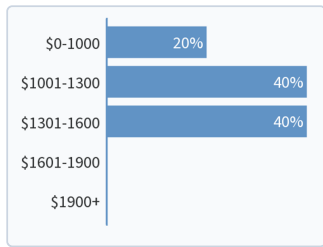


Engagement

16

Responses

### What were your production costs (\$/ac) in 2021?



Response options	Correct	Count	Percentage
\$0-1000	✓	3	20%
\$1001-1300	✓	6	40%
\$1301-1600	✓	6	40%
\$1601-1900	✓	0	0%
\$1900+	✓	0	0%

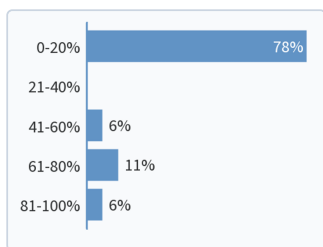


Engagement

15

Responses

### What percent of your alfalfa seed production is technology (RR, HX)?



Response options	Correct	Count	Percentage
0-20%	✓	14	78%
21-40%	✓	0	0%
41-60%	✓	1	6%
61-80%	✓	2	11%
81-100%	✓	1	6%

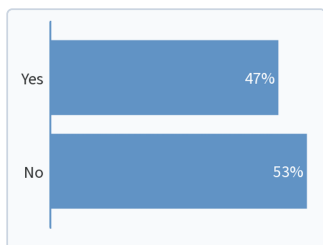


Engagement

18

Responses

### Do you use aerial technology such as drones or satellite imagery on your farm?



Response options	Correct	Count	Percentage
Yes	✓	8	47%
No	✓	9	53%

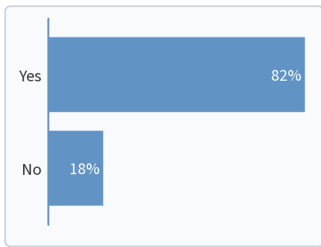


Engagement

17

Responses

### Do you use on-farm weather monitoring?



Response options	Correct	Count	Percentage
Yes	✓	14	82%
No	✓	3	18%




Engagement

# 17

Responses

### Do you have temperature/alert monitoring in your bee incubators?



Response options	Correct	Count	Percentage
Yes	✓	9	50%
No	✓	9	50%

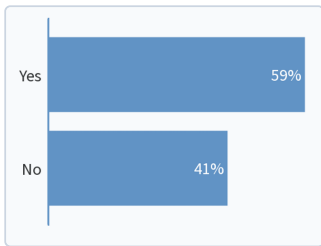


Engagement

# 18

Responses

### Do you require quality data prior to purchasing leaf cutter bees?



Response options	Correct	Count	Percentage
Yes	✓	10	59%
No	✓	7	41%

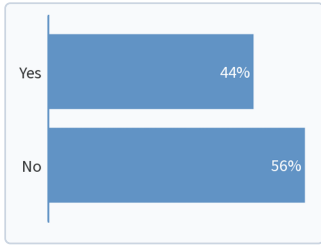


Engagement

# 17

Responses

### Do you independently test LCBs after delivery to verify the analysis provided by the seller?



Response options	Correct	Count	Percentage
Yes	✓	8	44%
No	✓	10	56%

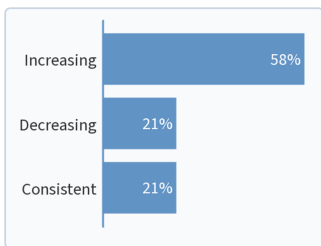


Engagement

18

Responses

### Long term acreage trends: is your acreage.....?



Response options	Correct	Count	Percentage
Increasing	✓	11	58%
Decreasing	✓	4	21%
Consistent	✓	4	21%

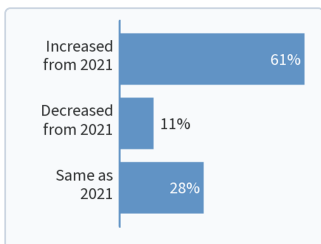


Engagement

19

Responses

### In 2022 my acres will be...



Response options	Correct	Count	Percentage
Increased from 2021	✓	11	61%
Decreased from 2021	✓	2	11%
Same as 2021	✓	5	28%

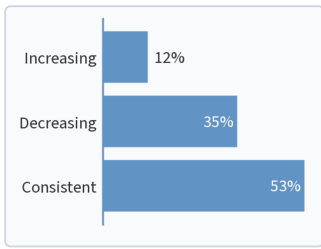


Engagement

18

Responses

### Yield trends: do you feel your yields are....?



Response options	Correct	Count	Percentage
Increasing	✓	2	12%
Decreasing	✓	6	35%
Consistent	✓	9	53%

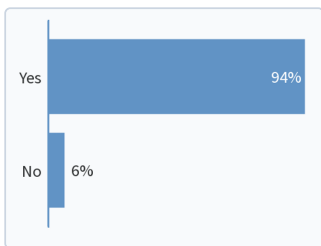


Engagement

17

Responses

### Is there value in conducting this survey each year?



Response options	Correct	Count	Percentage
Yes	✓	16	94%
No	✓	1	6%

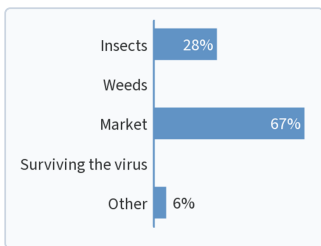


Engagement

17

Responses

### End of the day: Your biggest concern?



Response options	Correct	Count	Percentage
Insects	✓	5	28%
Weeds	✓	0	0%
Market	✓	12	67%
Surviving the virus	✓	0	0%
Other	✓	1	6%



Engagement

18

Responses